

2023 COAL COUNTY ASSESSOR'S OFFICE REPORT TO THE EXCISE BOARD

07/28/2023

City/Village								
DISTRICT	DESCRIPTION	PERSONAL PROPERTY	REAL PROPERTY	PUBLIC SERVICE	TOTAL VALUATION	HOMESTEAD EXEMPTIONS	OTHER EXEMPTIONS	NET VALUATION
T01	Coalgate City	784,858	6,645,694	710,182	8,140,734	319,294	105,190	7,716,250
T02	Bromide City	6,637	37,528	15,397	59,562	5,000	0	54,562
T03	Centrahoma	14,447	203,241	14,996	232,684	25,718	0	206,966
T04	Lehigh	66,595	908,529	228,065	1,203,189	73,747	61,601	1,067,841
T05	Phillips	48,129	527,515	55,741	631,385	35,669	5,350	590,366
T06	Tupelo	48,319	630,169	99,458	777,946	73,524	14,191	690,231
CITY/VILLAGE TOTAL VALUATION		968,985	8,952,676	1,123,839	11,045,500	532,952	186,332	10,326,216

County								
DISTRICT	DESCRIPTION	PERSONAL PROPERTY	REAL PROPERTY	PUBLIC SERVICE	TOTAL VALUATION	HOMESTEAD EXEMPTIONS	OTHER EXEMPTIONS	NET VALUATION
C001	Coal County General	115,868,066	28,599,082	35,250,043	179,717,191	1,347,304	533,684	177,836,203
COUNTY TOTAL VALUATION		115,868,066	28,599,082	35,250,043	179,717,191	1,347,304	533,684	177,836,203

Other								
DISTRICT	DESCRIPTION	PERSONAL PROPERTY	REAL PROPERTY	PUBLIC SERVICE	TOTAL VALUATION	HOMESTEAD EXEMPTIONS	OTHER EXEMPTIONS	NET VALUATION
EMS	EMS	115,868,066	28,599,082	35,250,043	179,717,191	1,347,304	533,684	177,836,203
OTHER TOTAL VALUATION		115,868,066	28,599,082	35,250,043	179,717,191	1,347,304	533,684	177,836,203

School								
DISTRICT	DESCRIPTION	PERSONAL PROPERTY	REAL PROPERTY	PUBLIC SERVICE	TOTAL VALUATION	HOMESTEAD EXEMPTIONS	OTHER EXEMPTIONS	NET VALUATION
1-A Coal	1-A Coalgate	110,029,657	20,957,764	20,420,097	151,407,518	949,190	394,154	150,064,174
D-4 Cott	D-4 Cottonwood	1,943,021	1,791,631	3,408,065	7,142,717	110,842	23,903	7,007,972
I-2 Tupe	I-2 Tupelo	2,847,737	4,376,172	9,314,628	16,538,537	245,272	94,181	16,199,084
JI-15 At	JI-15 Atoka	46,041	242,086	623,939	912,066	8,000	0	904,066
JI-30 St	JI-30 Stonewell	132,334	518,248	450,346	1,100,928	20,000	12,587	1,068,341
JI-37 Wa	JI-37 Wapanucka	186,809	474,648	130,067	791,524	10,000	8,859	772,665
JI-48 Ca	JI-48 Calvin	487,203	95,054	129,013	711,270	2,000	0	709,270
PI-1 All	PI-1 Allen	195,264	143,479	773,888	1,112,631	2,000	0	1,110,631

2023 COAL COUNTY ASSESSOR'S OFFICE REPORT TO THE EXCISE BOARD

07/28/2023

SCHOOL TOTAL VALUATION	115,868,066	28,599,082	35,250,043	179,717,191	1,347,304	533,684	177,836,203
-------------------------------	--------------------	-------------------	-------------------	--------------------	------------------	----------------	--------------------

Vo-Tech								
DISTRICT	DESCRIPTION	PERSONAL PROPERTY	REAL PROPERTY	PUBLIC SERVICE	TOTAL VALUATION	HOMESTEAD EXEMPTIONS	OTHER EXEMPTIONS	NET VALUATION
V14	PONTOTOC VO TECH	2,847,737	4,376,172	9,314,628	16,538,537	245,272	94,181	16,199,084
V7	KIAMICHI VO TECH	113,020,329	24,222,910	25,935,415	163,178,654	1,102,032	439,503	161,637,119
VO-TECH TOTAL VALUATION		115,868,066	28,599,082	35,250,043	179,717,191	1,347,304	533,684	177,836,203

I, Kandace Madden, Assessor of Coal County Oklahoma, do hereby certify that the foregoing is a true and correct statement of valuations for Real Estate, Personal Property, Public Service and Homestead Exemptions as certified by the State Board of Equalization and shown by the records in the County Assessor's office. Subscribed by my name and affixed the seal of the County Assessor's office on this day of 07/28/2023.

State of Oklahoma)
) SS
 Coal County)

K. Madden

7/28/23
Date

Kandace Madden
County Assessor
Coal County



I, Eugina Loudermilk, County Clerk of Coal County Oklahoma, do hereby certify that the above is a true, correct and complete list of the valuations of Coal County Oklahoma as certified by the Coal County Assessor's office.

Eugina Loudermilk
County Clerk
Coal County

Seal

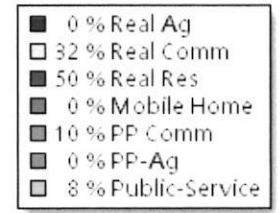
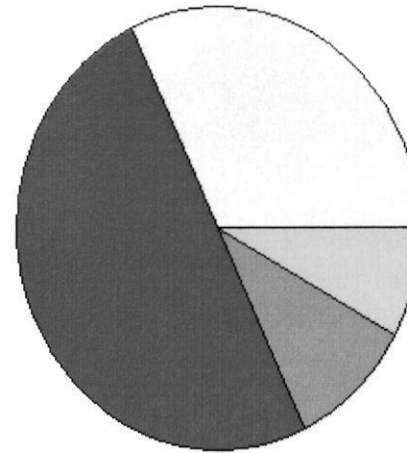
Excise Board:

Ray Jordan

Eugina Loudermilk
Jack Wilson

8-1-23
Date

Real	Count	Value
Agricultural	8	12,579
Commercial	141	2,525,521
Residential	1,138	4,107,594
Total Real Value	1,287	6,645,694
Homestead	296	319,294
Veteran	15	105,190
Other	0	0
Total Exempt	336	424,484



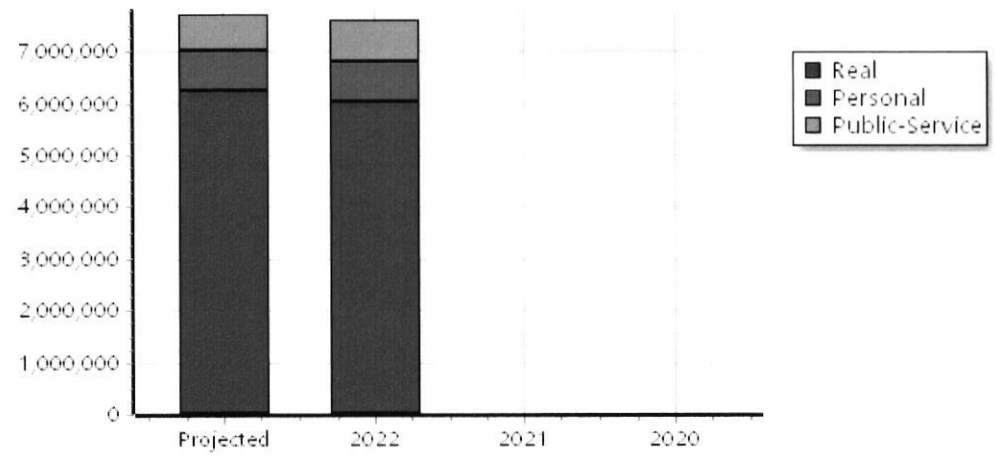
TIF Increment Value

Net Assessed 6,221,210

Net Assessed Under Protest

Senior Freeze	20	79,515
Capped Parcels	1,266	4,893,025

Personal	Count	Value
Agricultural	10	15,493
Commercial	114	764,080
Mobile Home	5	5,285
Total Personal	129	784,858
Total Exempt	0	0



TIF Increment Value

Net Assessed 784,858

Net Assessed Under Protest

Public Service	Count	Value
Total PS Value	13	710,182
TIF Increment Value		
Net Assessed		710,182

District Totals	
Total Gross Value	8,140,734
Homestead Loss	319,294
Other Exemption Loss	105,190
TIF Increment Value	
Retained TIF Value	
Net Assessed Value	7,716,250
Net Assessed Under Protest	

* Public Service Protests Values are not included on this report.

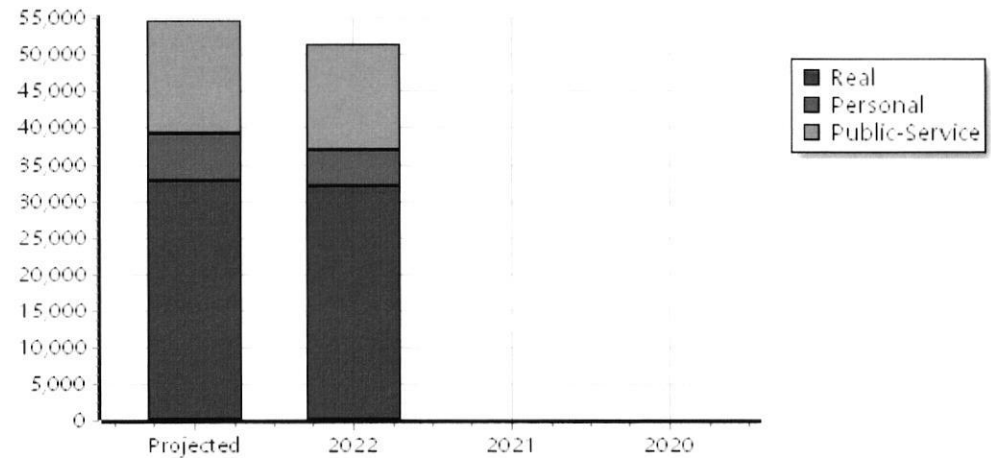
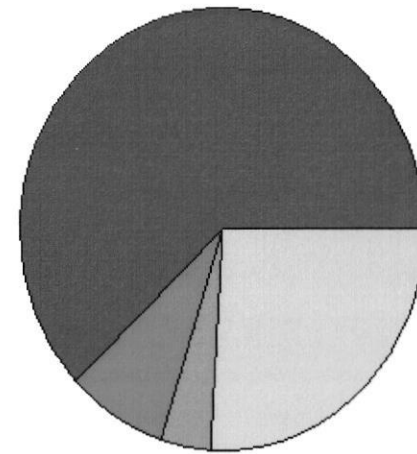
Real	Count	Value
Agricultural	0	0
Commercial	5	121
Residential	34	37,407
Total Real Value	39	37,528
Homestead	5	5,000
Veteran	0	0
Other	0	0
Total Exempt	5	5,000
TIF Increment Value		
Net Assessed		32,528
Net Assessed Under Protest		
Senior Freeze	0	0
Capped Parcels	35	17,398

Personal	Count	Value
Agricultural	1	2,022
Commercial	0	0
Mobile Home	1	4,615
Total Personal	2	6,637
Total Exempt	0	0
TIF Increment Value		
Net Assessed		6,637
Net Assessed Under Protest		

Public Service	Count	Value
Total PS Value	3	15,397
TIF Increment Value		
Net Assessed		15,397

District Totals	
Total Gross Value	59,562
Homestead Loss	5,000
Other Exemption Loss	0
TIF Increment Value	
Retained TIF Value	
Net Assessed Value	54,562
Net Assessed Under Protest	

* Public Service Protests Values are not included on this report.



Real	Count	Value
Agricultural	0	0
Commercial	6	4,025
Residential	223	199,216
Total Real Value	229	203,241
Homestead	22	25,718
Veteran	0	0
Other	0	0
Total Exempt	26	25,718

TIF Increment Value

Net Assessed 177,523

Net Assessed Under Protest

Senior Freeze	2	10,019
Capped Parcels	202	122,147

Personal	Count	Value
Agricultural	1	198
Commercial	0	0
Mobile Home	4	14,249
Total Personal	5	14,447
Total Exempt	0	0

TIF Increment Value

Net Assessed 14,447

Net Assessed Under Protest

Public Service	Count	Value
Total PS Value	5	14,996

TIF Increment Value

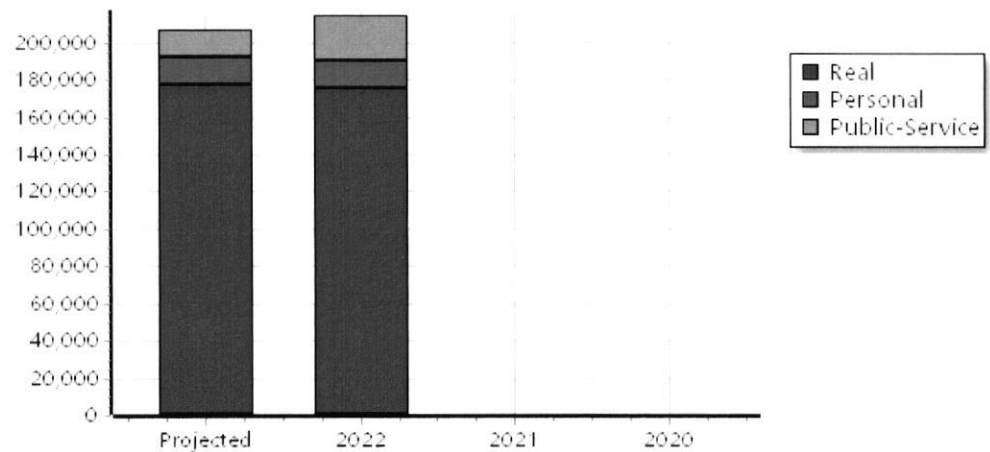

Net Assessed 14,996

District Totals

Total Gross Value	232,684
Homestead Loss	25,718
Other Exemption Loss	0
TIF Increment Value	
Retained TIF Value	
Net Assessed Value	206,966

Net Assessed Under Protest

* Public Service Protests Values are not included on this report.



Real	Count	Value
Agricultural	1	185
Commercial	16	66,491
Residential	633	841,853
Total Real Value	650	908,529

Homestead	63	73,747
Veteran	10	61,601
Other	0	0
Total Exempt	85	135,348

TIF Increment Value

Net Assessed 773,181

Net Assessed Under Protest

Senior Freeze	6	22,293
Capped Parcels	558	730,092

Personal	Count	Value
Agricultural	11	16,336
Commercial	6	8,012
Mobile Home	13	42,247
Total Personal	30	66,595

Total Exempt 0

TIF Increment Value

Net Assessed 66,595

Net Assessed Under Protest

Public Service	Count	Value
Total PS Value	7	228,065

TIF Increment Value

Net Assessed 228,065

District Totals

Total Gross Value	1,203,189
Homestead Loss	73,747
Other Exemption Loss	61,601

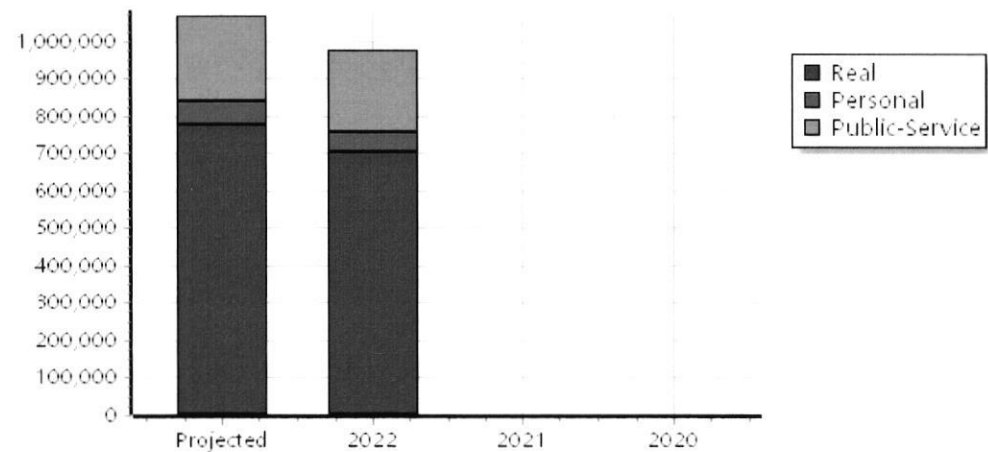
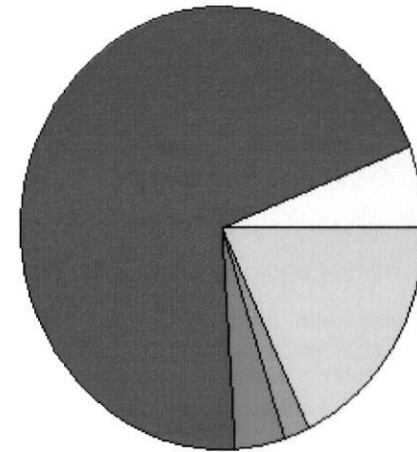
TIF Increment Value

Retained TIF Value

Net Assessed Value 1,067,841

Net Assessed Under Protest

* Public Service Protests Values are not included on this report.



Real	Count	Value
Agricultural	0	0
Commercial	16	128,912
Residential	233	398,603
Total Real Value	249	527,515

Homestead	33	35,669
Veteran	1	5,350
Other	0	0
Total Exempt	37	41,019

TIF Increment Value

Net Assessed 486,496

Net Assessed Under Protest

Senior Freeze	2	3,022
Capped Parcels	230	546,354

Personal	Count	Value
Agricultural	2	13,676
Commercial	5	29,855
Mobile Home	3	4,798
Total Personal	10	48,329

Total Exempt 1 200

TIF Increment Value

Net Assessed 48,129

Net Assessed Under Protest

Public Service	Count	Value
Total PS Value	3	55,741

TIF Increment Value

Net Assessed 55,741

District Totals

Total Gross Value	631,585
Homestead Loss	35,669
Other Exemption Loss	5,550

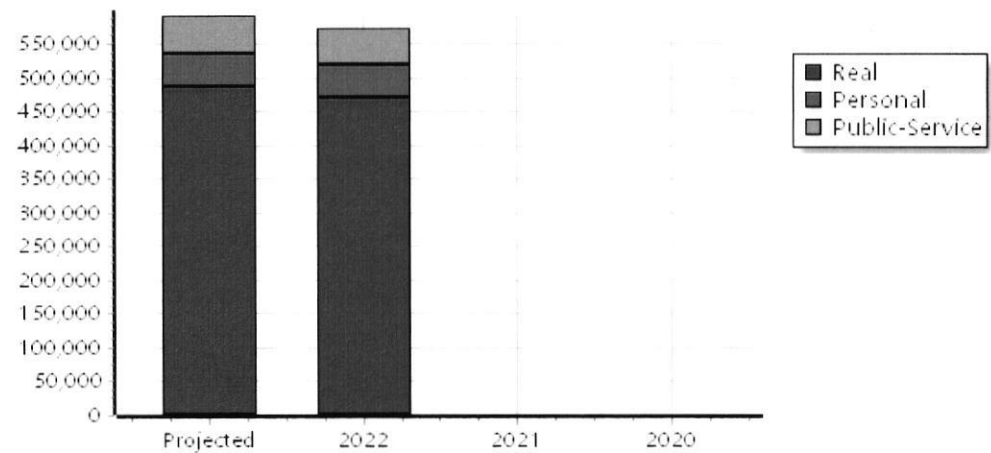
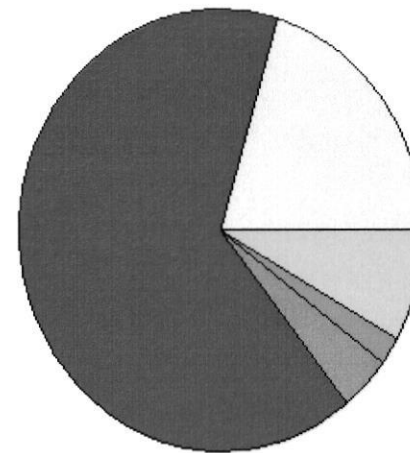
TIF Increment Value

Retained TIF Value

Net Assessed Value 590,366

Net Assessed Under Protest

* Public Service Protests Values are not included on this report.



Real	Count	Value
Agricultural	0	0
Commercial	39	48,617
Residential	359	581,552
Total Real Value	398	630,169
Homestead	61	73,524
Veteran	3	14,191
Other	0	0
Total Exempt	78	87,715

TIF Increment Value

Net Assessed 542,454

Net Assessed Under Protest

Senior Freeze	7	20,762
Capped Parcels	318	247,754

Personal	Count	Value
Agricultural	1	82
Commercial	15	43,289
Mobile Home	4	4,948
Total Personal	20	48,319
Total Exempt	0	0

TIF Increment Value

Net Assessed 48,319

Net Assessed Under Protest

Public Service	Count	Value
Total PS Value	8	99,458

TIF Increment Value

Net Assessed 99,458

District Totals

Total Gross Value	777,946
Homestead Loss	73,524
Other Exemption Loss	14,191

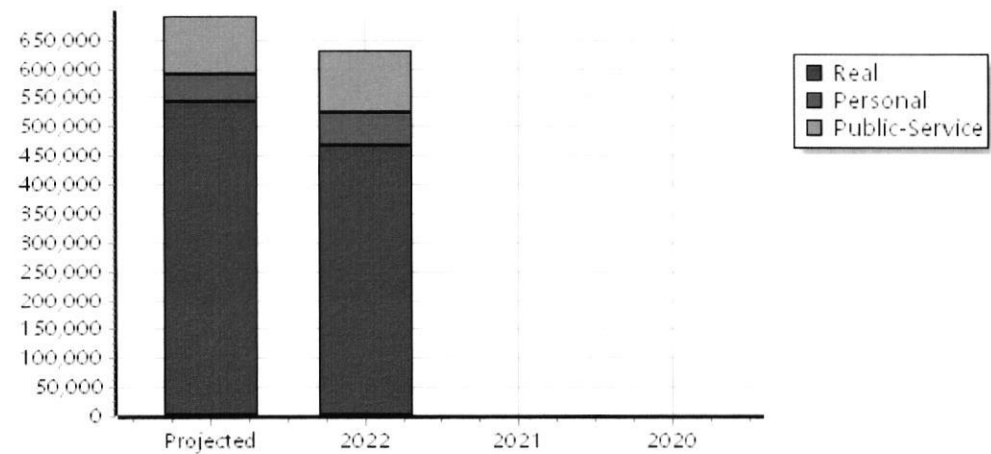
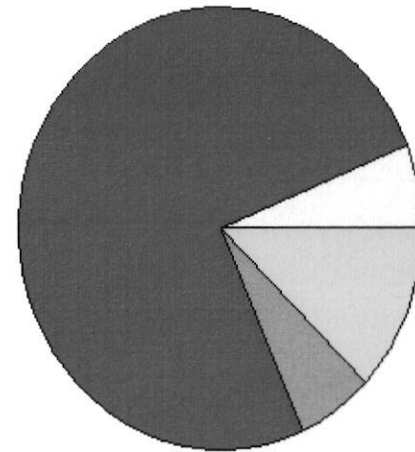
TIF Increment Value

Retained TIF Value

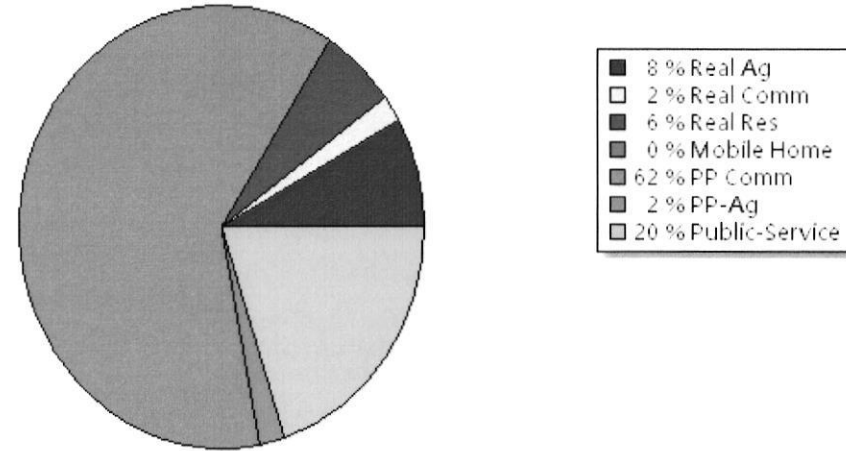
Net Assessed Value 690,231

Net Assessed Under Protest

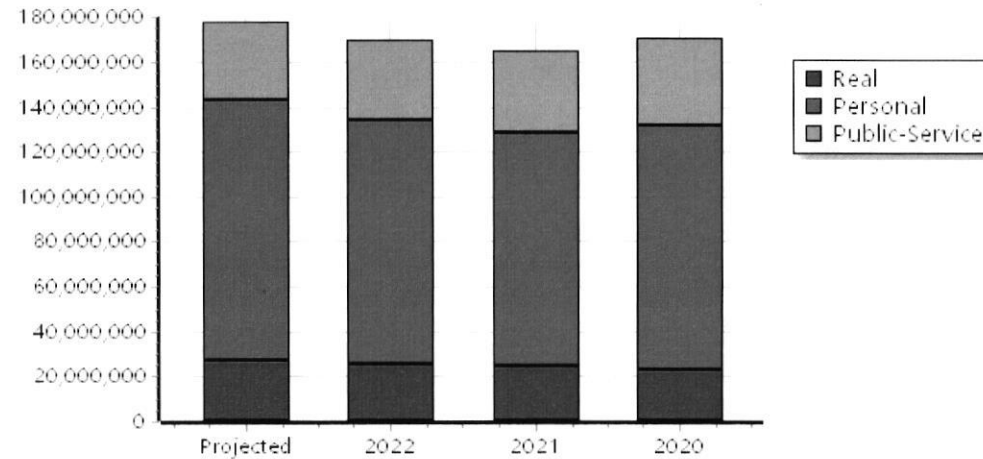
* Public Service Protests Values are not included on this report.



Real	Count	Value
Agricultural	4,278	15,394,343
Commercial	295	3,574,842
Residential	3,530	9,629,897
Total Real Value	8,103	28,599,082
Homestead	1,258	1,347,304
Veteran	85	533,684
Other	0	0
Total Exempt	1,440	1,880,988
TIF Increment Value		
Net Assessed		26,718,094
Net Assessed Under Protest	0	0
Senior Freeze	65	291,869
Capped Parcels	5,133	13,476,059



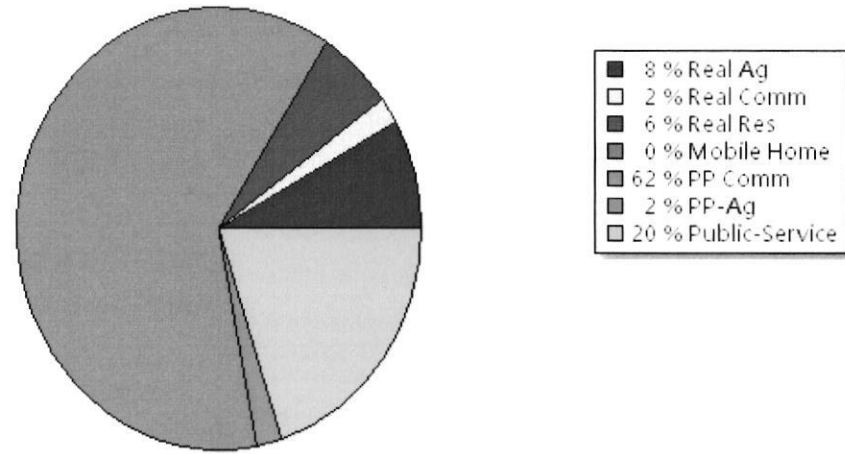
Personal	Count	Value
Agricultural	531	2,326,295
Commercial	329	113,162,200
Mobile Home	140	390,204
Total Personal	1,000	115,878,699
Total Exempt	53	10,633
TIF Increment Value		
Net Assessed		115,868,066
Net Assessed Under Protest	1	27,597,556
Public Service		
Total PS Value	123	35,250,043
TIF Increment Value		
Net Assessed		35,250,043



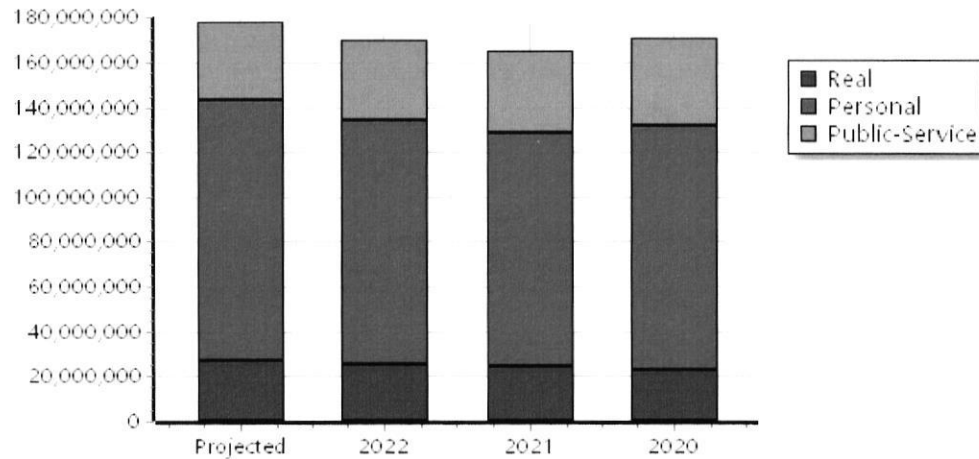
District Totals	
Total Gross Value	179,727,824
Homestead Loss	1,347,304
Other Exemption Loss	544,317
TIF Increment Value	
Retained TIF Value	
Net Assessed Value	177,836,203
Net Assessed Under Protest	27,597,556

* Public Service Protests Values are not included on this report.

Real	Count	Value
Agricultural	4,278	15,394,343
Commercial	295	3,574,842
Residential	3,530	9,629,897
Total Real Value	8,103	28,599,082
Homestead	1,258	1,347,304
Veteran	85	533,684
Other	0	0
Total Exempt	1,440	1,880,988
TIF Increment Value		
Net Assessed		26,718,094
Net Assessed Under Protest	0	0
Senior Freeze	65	291,869
Capped Parcels	5,133	13,476,059



Personal	Count	Value
Agricultural	531	2,326,295
Commercial	329	113,162,200
Mobile Home	140	390,204
Total Personal	1,000	115,878,699
Total Exempt	53	10,633
TIF Increment Value		
Net Assessed		115,868,066
Net Assessed Under Protest	1	27,597,556
Public Service		
Total PS Value	123	35,250,043
TIF Increment Value		
Net Assessed		35,250,043



District Totals	
Total Gross Value	179,727,824
Homestead Loss	1,347,304
Other Exemption Loss	544,317
TIF Increment Value	
Retained TIF Value	
Net Assessed Value	177,836,203
Net Assessed Under Protest	27,597,556

* Public Service Protests Values are not included on this report.

Real	Count	Value
Agricultural	2,898	9,905,618
Commercial	243	3,406,770
Residential	2,802	7,645,376
Total Real Value	5,943	20,957,764
Homestead	888	949,190
Veteran	56	394,154
Other	0	0
Total Exempt	1,011	1,343,344

TIF Increment Value

Net Assessed		19,614,420
Net Assessed Under Protest	0	0
Senior Freeze	47	204,715
Capped Parcels	3,925	10,640,950

Personal	Count	Value
Agricultural	367	1,646,728
Commercial	234	108,162,003
Mobile Home	82	228,721
Total Personal	683	110,037,452
Total Exempt	38	7,795

TIF Increment Value

Net Assessed		110,029,657
Net Assessed Under Protest	1	27,597,556

Public Service	Count	Value
Total PS Value	53	20,420,097

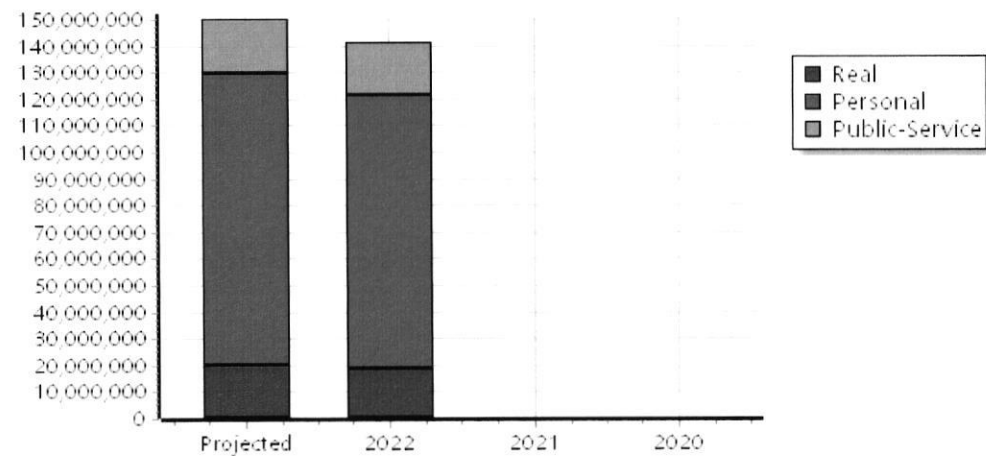
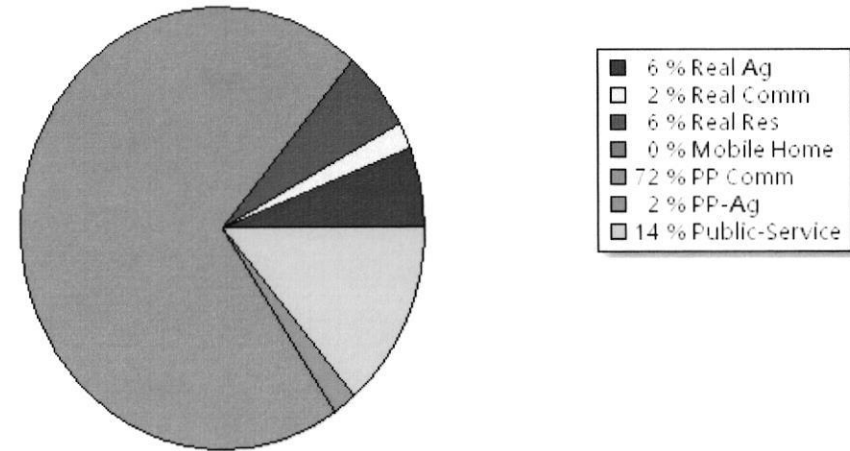
TIF Increment Value

Net Assessed		20,420,097
---------------------	--	-------------------

District Totals

Total Gross Value	151,415,313
Homestead Loss	949,190
Other Exemption Loss	401,949
TIF Increment Value	
Retained TIF Value	
Net Assessed Value	150,064,174
Net Assessed Under Protest	27,597,556

* Public Service Protests Values are not included on this report.



Real	Count	Value
Agricultural	426	1,130,259
Commercial	2	36,348
Residential	193	625,024
Total Real Value	621	1,791,631
Homestead	106	110,842
Veteran	6	23,903
Other	0	0
Total Exempt	117	134,745

TIF Increment Value

Net Assessed 1,656,886

Net Assessed Under Protest

Senior Freeze	4	25,961
Capped Parcels	389	1,084,800

Personal	Count	Value
Agricultural	49	180,463
Commercial	22	1,707,997
Mobile Home	17	55,361
Total Personal	88	1,943,821
Total Exempt	4	800

TIF Increment Value

Net Assessed 1,943,021

Net Assessed Under Protest

Public Service	Count	Value
Total PS Value	11	3,408,065

TIF Increment Value

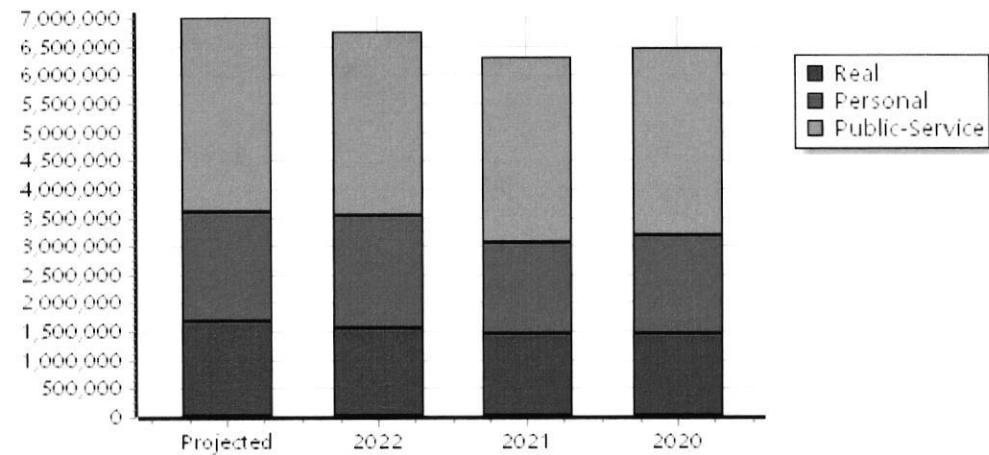
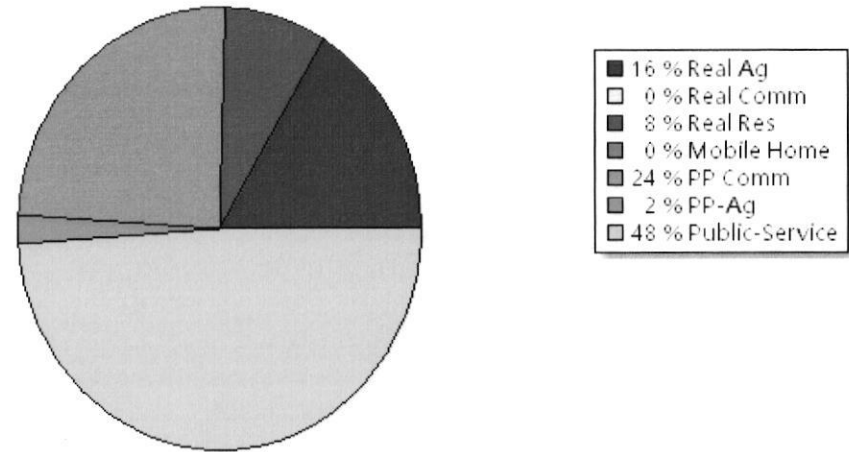
Net Assessed 3,408,065

District Totals

Total Gross Value	7,143,517
Homestead Loss	110,842
Other Exemption Loss	24,703
TIF Increment Value	
Retained TIF Value	
Net Assessed Value	7,007,972

Net Assessed Under Protest

* Public Service Protests Values are not included on this report.



Real	Count	Value
Agricultural	688	3,067,708
Commercial	44	130,673
Residential	482	1,177,791
Total Real Value	1,214	4,376,172
Homestead	222	245,272
Veteran	18	94,181
Other	0	0
Total Exempt	265	339,453

TIF Increment Value

Net Assessed 4,036,719

Net Assessed Under Protest

Senior Freeze	14	61,193
Capped Parcels	670	1,370,172

Personal	Count	Value
Agricultural	87	357,157
Commercial	53	2,401,549
Mobile Home	36	90,669
Total Personal	176	2,849,375
Total Exempt	9	1,638

TIF Increment Value

Net Assessed 2,847,737

Net Assessed Under Protest

Public Service	Count	Value
Total PS Value	28	9,314,628

TIF Increment Value

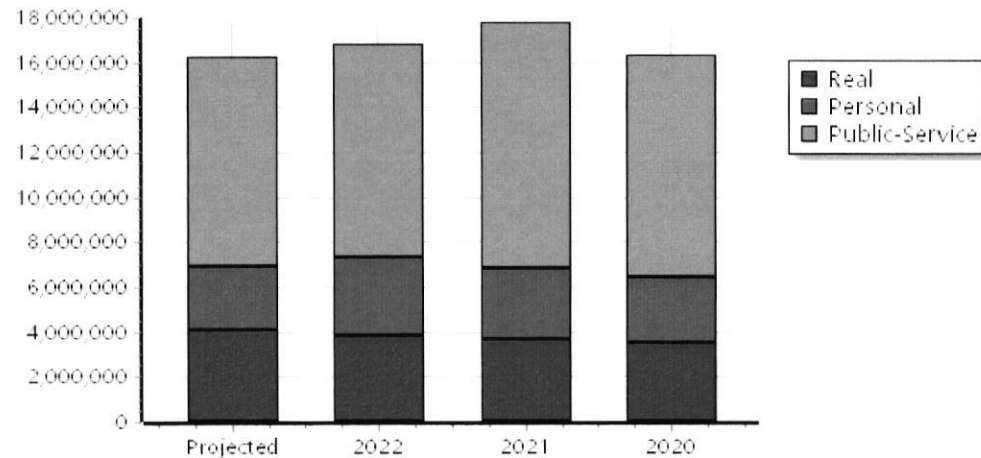
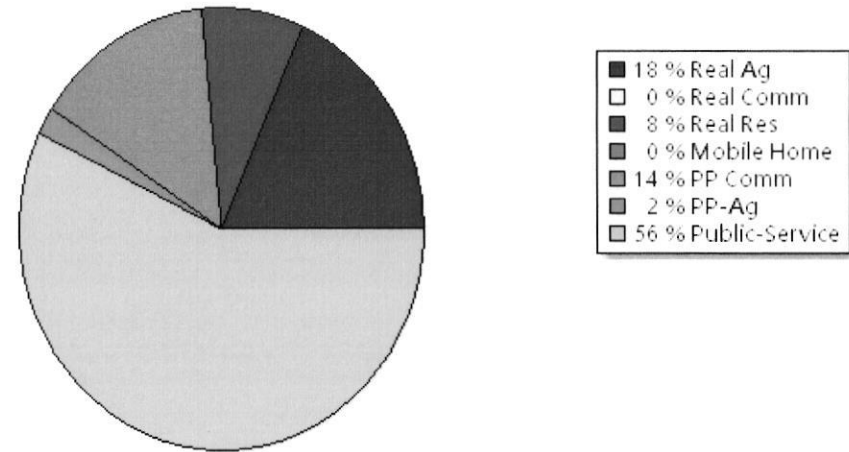
Net Assessed 9,314,628

District Totals

Total Gross Value	16,540,175
Homestead Loss	245,272
Other Exemption Loss	95,819
TIF Increment Value	
Retained TIF Value	
Net Assessed Value	16,199,084

Net Assessed Under Protest

* Public Service Protests Values are not included on this report.



Real	Count	Value
Agricultural	45	228,914
Commercial	0	0
Residential	2	13,172
Total Real Value	47	242,086
Homestead	8	8,000
Veteran	0	0
Other	0	0
Total Exempt	8	8,000

TIF Increment Value

Net Assessed 234,086

Net Assessed Under Protest

Senior Freeze	0	0
Capped Parcels	18	57,162

Personal	Count	Value
Agricultural	7	24,993
Commercial	4	17,381
Mobile Home	2	3,867
Total Personal	13	46,241
Total Exempt	1	200

TIF Increment Value

Net Assessed 46,041

Net Assessed Under Protest

Public Service	Count	Value
Total PS Value	5	623,939

TIF Increment Value

Net Assessed 623,939

District Totals

Total Gross Value	912,266
Homestead Loss	8,000
Other Exemption Loss	200

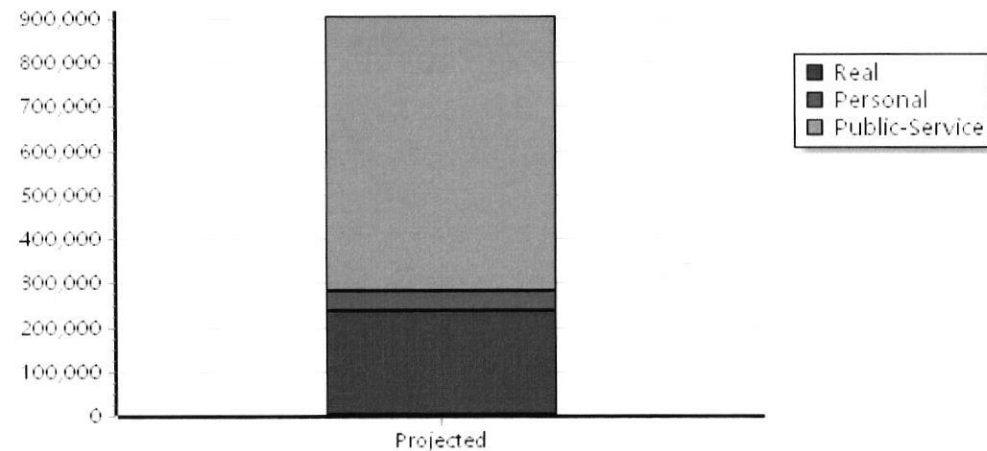
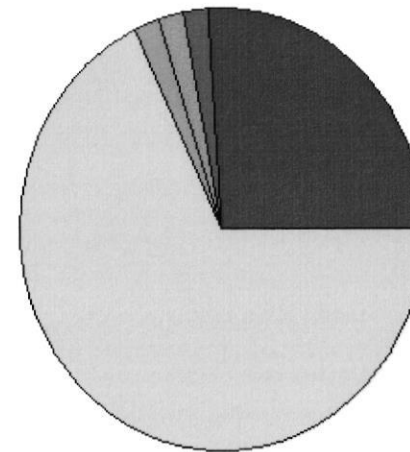
TIF Increment Value

Retained TIF Value

Net Assessed Value 904,066

Net Assessed Under Protest

* Public Service Protests Values are not included on this report.



Real	Count	Value
Agricultural	67	423,268
Commercial	1	930
Residential	12	94,050
Total Real Value	80	518,248
Homestead	20	20,000
Veteran	3	12,587
Other	0	0
Total Exempt	23	32,587

TIF Increment Value

Net Assessed 485,661

Net Assessed Under Protest

Senior Freeze	0	0
Capped Parcels	37	109,030

Personal	Count	Value
Agricultural	7	14,234
Commercial	4	113,730
Mobile Home	1	4,370
Total Personal	12	132,334
Total Exempt	0	0

TIF Increment Value

Net Assessed 132,334

Net Assessed Under Protest

Public Service	Count	Value
Total PS Value	6	450,346

TIF Increment Value

Net Assessed 450,346

District Totals

Total Gross Value	1,100,928
Homestead Loss	20,000
Other Exemption Loss	12,587

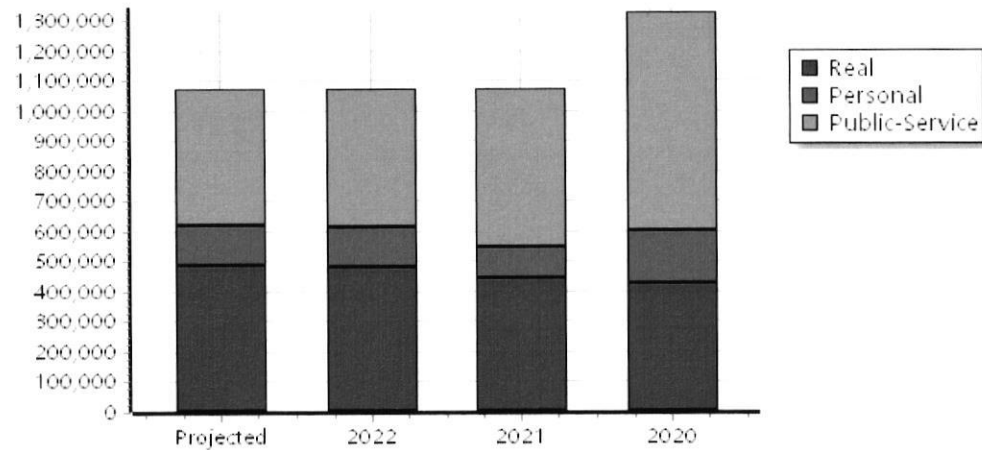
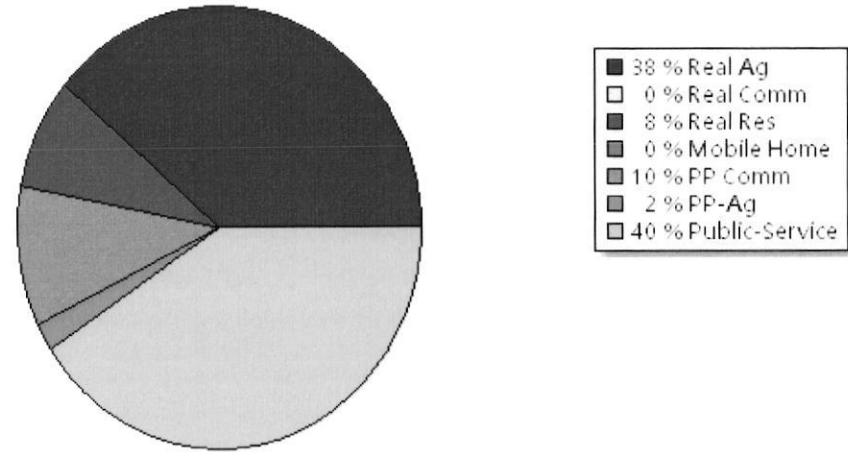
TIF Increment Value

Retained TIF Value

Net Assessed Value 1,068,341

Net Assessed Under Protest

* Public Service Protests Values are not included on this report.



Real	Count	Value
Agricultural	72	402,293
Commercial	5	121
Residential	38	72,234
Total Real Value	115	474,648
Homestead	10	10,000
Veteran	2	8,859
Other	0	0
Total Exempt	12	18,859



TIF Increment Value

Net Assessed 455,789

Net Assessed Under Protest

Senior Freeze	0	0
Capped Parcels	63	134,221

Personal	Count	Value
Agricultural	12	94,011
Commercial	4	85,782
Mobile Home	2	7,216
Total Personal	18	187,009
Total Exempt	1	200

TIF Increment Value

Net Assessed 186,809

Net Assessed Under Protest

Public Service	Count	Value
Total PS Value	13	130,067

TIF Increment Value

Net Assessed 130,067

District Totals

Total Gross Value	791,724
Homestead Loss	10,000
Other Exemption Loss	9,059

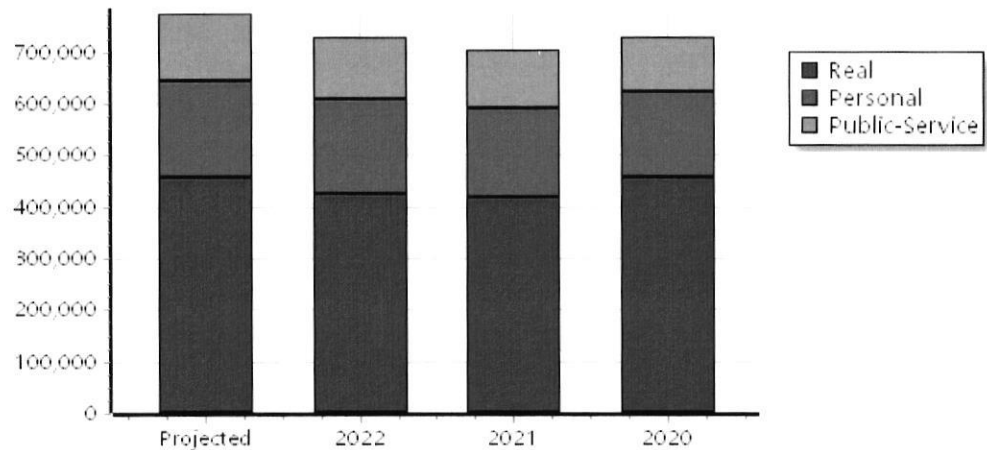
TIF Increment Value

Retained TIF Value

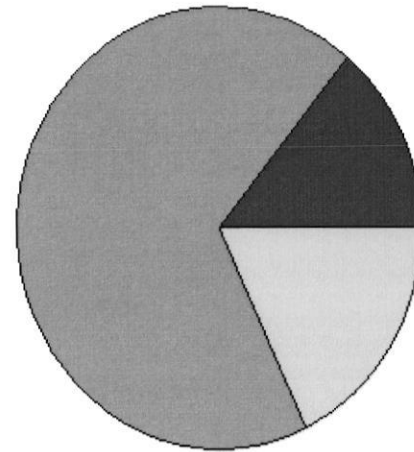
Net Assessed Value 772,665

Net Assessed Under Protest

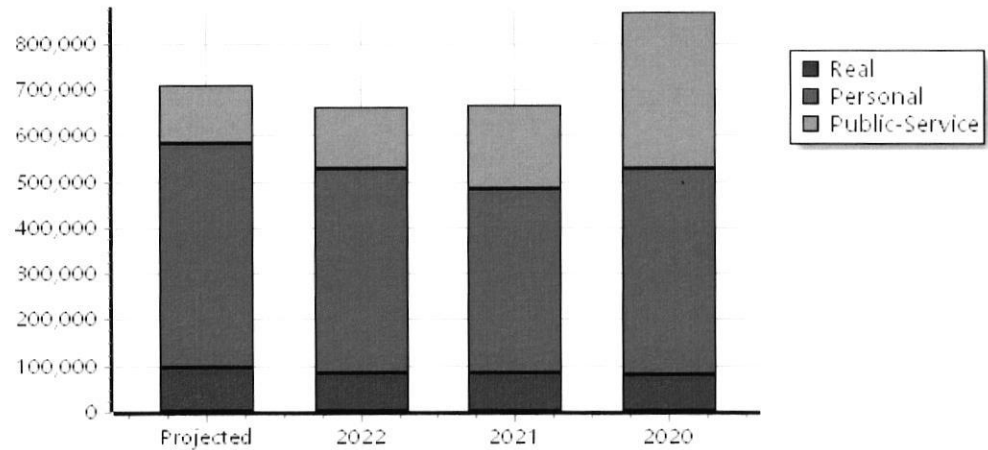
* Public Service Protests Values are not included on this report.



Real	Count	Value
Agricultural	28	95,054
Commercial	0	0
Residential	0	0
Total Real Value	28	95,054
Homestead	2	2,000
Veteran	0	0
Other	0	0
Total Exempt	2	2,000
TIF Increment Value		
Net Assessed		93,054
Net Assessed Under Protest		
Senior Freeze	0	0
Capped Parcels	16	42,824



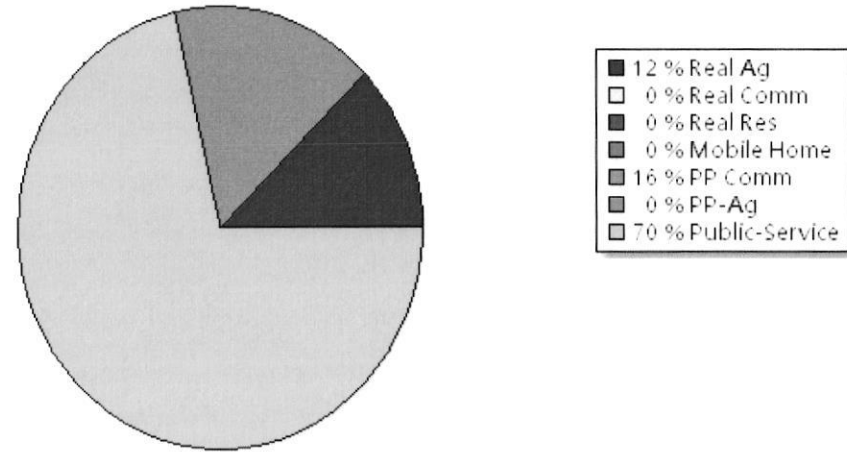
Personal	Count	Value
Agricultural	1	1,634
Commercial	4	485,569
Mobile Home	0	0
Total Personal	5	487,203
Total Exempt	0	0
TIF Increment Value		
Net Assessed		487,203
Net Assessed Under Protest		
Public Service	Count	Value
Total PS Value	2	129,013
TIF Increment Value		
Net Assessed		129,013



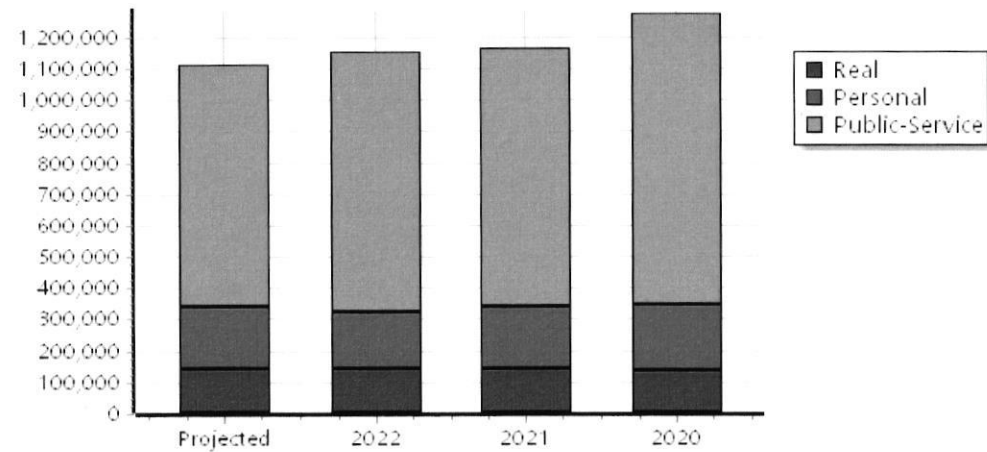
District Totals	
Total Gross Value	711,270
Homestead Loss	2,000
Other Exemption Loss	0
TIF Increment Value	
Retained TIF Value	
Net Assessed Value	709,270

Net Assessed Under Protest
 * Public Service Protests Values are not included on this report.

Real	Count	Value
Agricultural	54	141,229
Commercial	0	0
Residential	1	2,250
Total Real Value	55	143,479
Homestead	2	2,000
Veteran	0	0
Other	0	0
Total Exempt	2	2,000
TIF Increment Value		
Net Assessed		141,479
Net Assessed Under Protest		
Senior Freeze	0	0
Capped Parcels	15	36,900



Personal	Count	Value
Agricultural	1	7,075
Commercial	4	188,189
Mobile Home	0	0
Total Personal	5	195,264
Total Exempt	0	0
TIF Increment Value		
Net Assessed		195,264
Net Assessed Under Protest		
Public Service	Count	Value
Total PS Value	5	773,888
TIF Increment Value		
Net Assessed		773,888



District Totals	
Total Gross Value	1,112,631
Homestead Loss	2,000
Other Exemption Loss	0
TIF Increment Value	
Retained TIF Value	
Net Assessed Value	1,110,631
Net Assessed Under Protest	

* Public Service Protests Values are not included on this report.

Real	Count	Value
Agricultural	688	3,067,708
Commercial	44	130,673
Residential	482	1,177,791
Total Real Value	1,214	4,376,172
Homestead	222	245,272
Veteran	18	94,181
Other	0	0
Total Exempt	265	339,453

TIF Increment Value

Net Assessed 4,036,719

Net Assessed Under Protest

Senior Freeze	14	61,193
Capped Parcels	670	1,370,172

Personal	Count	Value
Agricultural	87	357,157
Commercial	53	2,401,549
Mobile Home	36	90,669
Total Personal	176	2,849,375
Total Exempt	9	1,638

TIF Increment Value

Net Assessed 2,847,737

Net Assessed Under Protest

Public Service	Count	Value
Total PS Value	28	9,314,628

TIF Increment Value

Net Assessed 9,314,628

District Totals

Total Gross Value	16,540,175
Homestead Loss	245,272
Other Exemption Loss	95,819

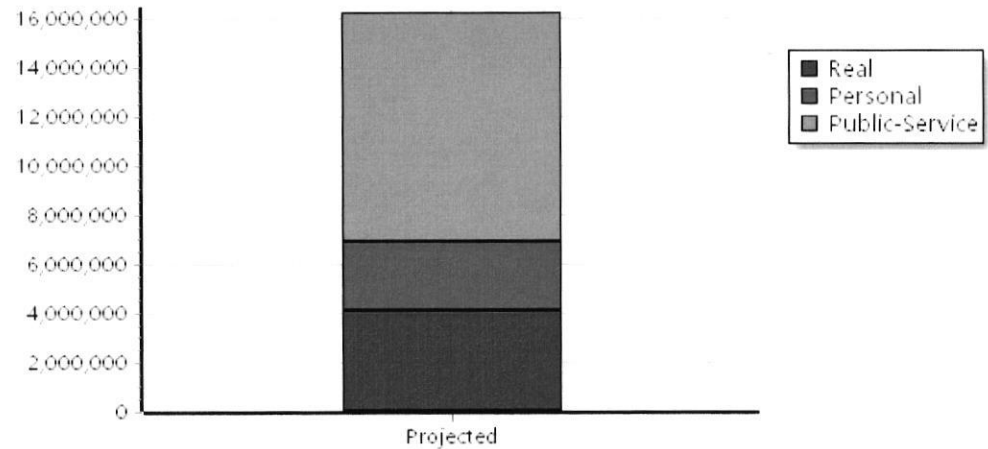
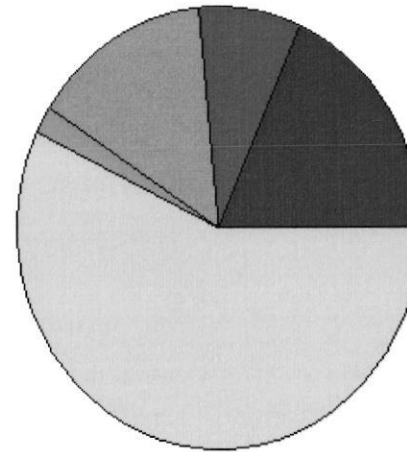
TIF Increment Value

Retained TIF Value

Net Assessed Value 16,199,084

Net Assessed Under Protest

* Public Service Protests Values are not included on this report.



Real	Count	Value
Agricultural	3,590	12,326,635
Commercial	251	3,444,169
Residential	3,048	8,452,106
Total Real Value	6,889	24,222,910

Homestead	1,036	1,102,032
Veteran	67	439,503
Other	0	0
Total Exempt	1,175	1,541,535

TIF Increment Value

Net Assessed		22,681,375
Net Assessed Under Protest	0	0
Senior Freeze	51	230,676
Capped Parcels	4,463	12,105,887

Personal	Count	Value
Agricultural	444	1,969,138
Commercial	276	110,760,651
Mobile Home	104	299,535
Total Personal	824	113,029,324

Total Exempt	44	8,995
TIF Increment Value		

Net Assessed		113,020,329
Net Assessed Under Protest	1	27,597,556

Public Service	Count	Value
Total PS Value	95	25,935,415

TIF Increment Value		
Net Assessed		25,935,415

District Totals

Total Gross Value	163,187,649
Homestead Loss	1,102,032
Other Exemption Loss	448,498

TIF Increment Value	
Retained TIF Value	
Net Assessed Value	161,637,119

Net Assessed Under Protest	27,597,556
-----------------------------------	-------------------

* Public Service Protests Values are not included on this report.

